

Flow Verification

Flow Verification System for PULSAtron Metering Pumps



Reliable accurate Flow Verification System

Rest assured that your system is operating and metering liquid with the Pulsafeeder Flow Verification System. The Flow Verification System monitors the pump throughput in relation to pump operation. The system monitors the solenoid activation for each stroke and verifies that liquid is being discharged through the sensor body.

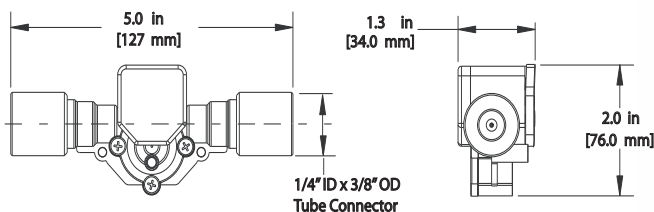

If the sensor detects insufficient flow throughput when the pump solenoid is activated, it triggers a fault condition.

The Flow Verification System, upon a fault condition, will illuminate a red LED for visual confirmation, engage a dry contact for remote alarm and shut down the pump.

During normal operation, a green LED illuminates with each pump stroke to indicate satisfactory operation.

Key Features

- **Chemical Feed Verification:** Pump output is monitored to protect against loss of flow.
- **Easy to Install and Operate:** No special tools are required with in-line sensor.
- **Visual Notification:** Bright LEDs to indicate status.
- **Dry Contact Alarm Output:** Automatically activates when insufficient flow is recognized.
- **Mounting Flexibility:** The sensor is capable of being mounted near the pump or near the injection point for maximum flexibility.
- **PVDF body is available with EPDM or Viton O-rings.**



technology
innovation
diversity
excellence

Flow Verification Specifications

Pressure And Flow Rate Capacity

MODEL E Plus	LPK3	LPB4	LPE4	LPH6	LPK7	LPH7	
Capacity nominal (max.)	GPH	0.60	1.00	1.85	5.00	8.00	10.00
	GPD	14	24	44	120	192	240
	LPH	2.3	3.8	7	18.9	30.3	37.9
Pressure (max.)	PSIG	100	100	100	100	50	35
	BAR	7	7	7	7	3.3	2.4
Connections	Tubing	1/4" ID x 3/8" OD (I)			1/4" ID x 3/8" OD (H)		
Reproducibility	+/- 2% at maximum capacity						
Stroke Frequency	125 Strokes Per Minute (SPM) maximum						
Stroke Frequency Turn-Down Ratio	10:1						
Stroke Length Turn-Down Ratio	10:1						
Power Input	115 VAC/50-60 HZ/1 ph 230 VAC/50-60 HZ/1 ph						
Average Current Draw	1.0 Amps @ 115 VAC, 0.5 Amps @ 230 VAC						
Peak Input Power	300 Watts						
Average Input Power @ max SPM	130 Watts						

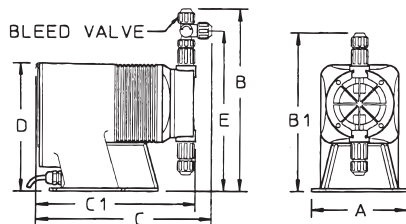
Note: Flow Verification: Available on K3, B4 and E4 with connection code I; H6, K7 and H7 with connection code H; 1/4" ID x 3/8" OD only.

Liquid End Materials

Series	Pump Head	Diaphragm	Check Valves		Fittings	Bleed Valves	Injection Valve Assembly / Foot Valve Assembly	Tubing
			Seats/O-Rings	Balls				
E Plus	GFPPL PVC SAN PVDF 316 SS	PTFE-faced Hypalon-backed	PTFE, Hypalon, Viton	Ceramic, PTFE, 316 SS Aloy C	GFPPL PVC PVDF	Same as fitting and check valve selected, except 316 SS	Same as fitting and check valve selected	Clear PVC White PE

Important: Material Code - GFPPL = Glass-filled Polypropylene, PVC = Polyvinyl Chloride, SAN = Styrene-Acrylonitrile, PE = Polyethylene, PVDF = Polyvinylidene Fluoride. Hypalon and Viton are registered trademarks of E.I. DuPont Company. PVC wetted end recommended for sodium hypochlorite.

Dimensions



Model No.	A	B	B1	C	C1	D	E	Shpg Wt
LPK3	5.4	10.6	-	10.7	-	7.5	9.2	13
LPB4	5.4	10.6	-	10.7	-	7.5	9.2	13
LPE4	5.4	10.6	-	11.2	-	7.5	9.2	15
LPH6	6.2	11.3	-	11.9	-	8.2	9.9	21
LPK7	6.1	11.7	-	11.9	-	8.2	10.3	21
LPK7	6.1	11.7	-	11.2	-	8.2	10.3	21

NOTE: Inches X 2.54 = cm



An ISO Certified Company

IDEX
IDEX CORPORATION
FVS001 E08

PULSAFEEDER®

A Unit of IDEX Corporation

NOVA-TECH
INTERNATIONAL

800 Rockmead Dr Ste 102 • Houston, TX 77339-2496
Tel: (281) 359-8538 • Toll Free Tel: (866) 433-6682
Fax: (281) 359-0084 • Toll Free Fax: (866) 433-6684
sales@novatech-usa.com • www.novatech-usa.com